

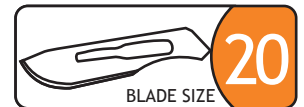
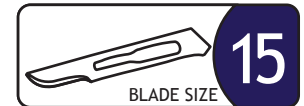
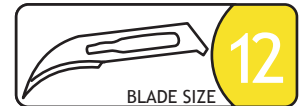
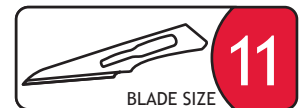
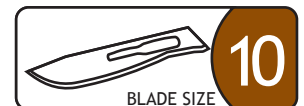
Bringing Value, Reliability and Innovation to Healthcare...[®]

MYCO SAFETY SCALPEL



Safety Scalpel Features

- **Top activated retractable blade**
- **Audible clicks indicate blade position** (extended, retracted and final lock)
- **Final lock after use** (blade locked away in sheath to prevent re-use)
- **Ambidextrous**
- **Fully closed front end enhances blade stability**
- **Non-slip ribbed handle with metric scale offers excellent feel**
- **Simple to use - complements current technique**
- **Utilizes GLASSVAN[®] stainless steel blade**
- **Blade size indicated by color of slider**
- **Available in blade sizes: 10,11,12,15 & 20**



Call for complete range of Sizes



Instructions for use located on the reverse side

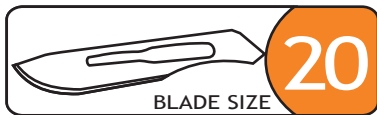
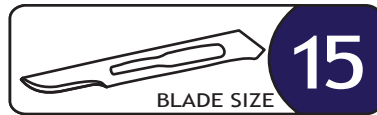
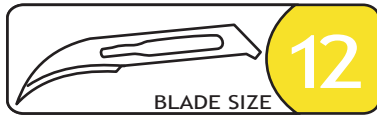
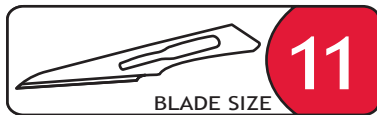
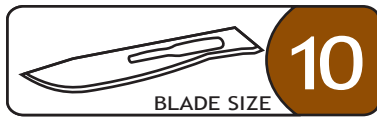


Safety Scalpel Instructions for Use

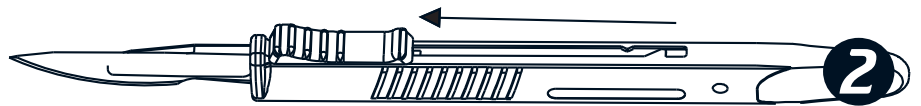
techno cut®

1 Remove scalpel from sterile pack.

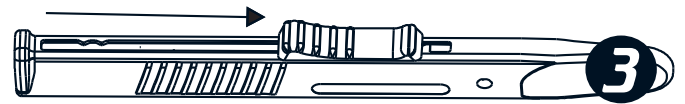
2 Push the slide latch forward until the latch clicks into position.
The scalpel is now ready for use.



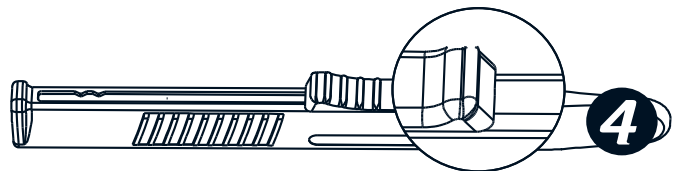
*Call for complete
range of Sizes*



3 To retract the blade: Pull the slide latch back until a gentle click is heard. Visually check that the blade is fully retracted.
The scalpel is now in the safety position.
To use again: Repeat step 2.



4 Once the procedure is complete: Pull the slide latch back with force, until a loud click is heard and felt.
The scalpel is now ready for disposal.



Sterile only if package is NOT opened,
damaged or broken. Intended for
single use only. Do NOT re-sterilize.

Sterilized by gamma
irradiation 25 kGy.

STERILE R

